

FS-400 Series – General Purpose, 90° Flow Path

Flow Rate Settings: Fixed Version: 0.75 GPM to 10.0 GPM
Adjustable Version: 0.75 GPM to 14.0 GPM

Port Size: 3/4"

Primary Construction Material: Bronze

Setting Type: Fixed or Adjustable

Provides accurate flow detection in water and oil with 1% repeatability. Flow settings on the adjustable version can be easily changed without disassembly. A shuttle by-pass vane inside the housing is controlled externally using an ordinary flat-blade screwdriver. These switches are ruggedly constructed of non-corrosive materials and resist shock and vibration. Suitable for triggering alarms on interlocking shutdown circuitry when flow rate is improper to protect bearings, gears and cooling systems.

Specification

Wetted Materials	
Housing	Bronze
Shuttle	Delrin®
Spring	316 Stainless Steel
O-Ring	Viton®
Other Wetted Parts	Ceramic
Pressure Rating, Maximum	
Operating	400 PSI (27.6 bar) @ 100°F (+37.8°C)
Proof	800 PSI (55.2 bar) @ 100°F (+37.8°C)
Operating Temperature	
Repeatability	-20°F to +180°F (-29°C to +82.2°C)
Set Point Accuracy	±10%
Set Point Differential	15% Maximum
Switch*	SPDT, 20 VA
Inlet/Outlet Ports	3/4" NPT
Electrical Termination	No. 18 AWG, 24"L., Polymeric Lead Wires

*See "Electrical Data" on Page X-5 for more information.

How To Order – Standard Models

Specify Part Number based on flow settings for the FS-400 Series, based on flow setting range for the FS-400 Adjustable version.

FS-400 Series

NPT	Flow Setting GPM	Part Numbers
3/4"	0.75	26440 ⚡
	1.5	26441
	2.0	26442
	2.5	26443
	5.0	26444
	7.5	26445
	10.0	26446


FS-400 Adjustable

NPT	Flow Setting GPM	Part Numbers
3/4"	0.75-4.0	26600 ⚡
	2.0-8.0	26601 ⚡
	7.0-14.0	26602

Notes:

- Flow settings for Fixed Version are calibrated using water at +70°F on increasing flow, with units in a vertical position (lead wires up). Temperature changes will slightly affect the flow settings listed.
- Adjustable units that are set to customer specifications are subject to GEMS test stand accuracy.
- Use of 150 micron filtration is recommended.
- Minimum 5 PSI line pressure required.

⚡ – Stock Items.



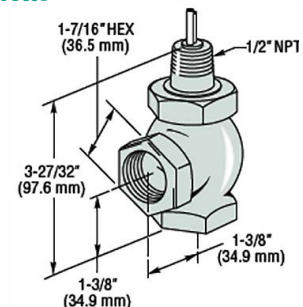
FS-400 Series

U.L. Recognized —
File No. E31926
CSA Listed —
LR30200 and LR22666
FM Approved —
File No. 0A8A3.AE and
1H3A2.AX

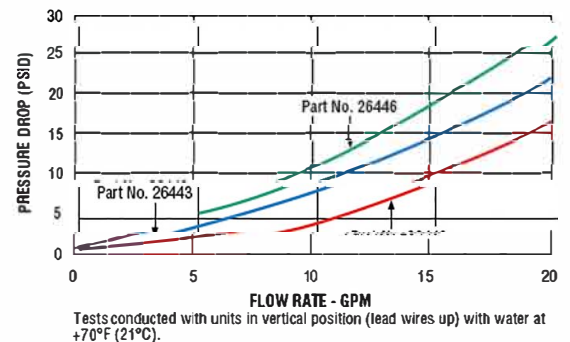
FS-400 Adjustable

CSA Listed —
File No. LR22666
FM Approved —
File No. 0A8A3.AE

Dimensions



Pressure Drop - Typical



FS-400 switches are U.L. Approved for Class I, Division 2, Groups A, B, C, D hazardous areas.

Available with FM-approved, explosion-proof junction box for Class I, Division 1, Group D hazardous locations. Units must be assembled completely at GEMS.

U.L. Approved — File No. E183854